

Royal Kahala Black Sands



Tommy Bahama
OUTDOOR LIVING



Royal Kahala Black Sands

Intricate pierced carvings...

The rich hues of stained mahogany...

The designer look of a tortoise shell finish...

While we have come to expect these distinctive details in fine indoor furnishings, they are unique when describing outdoor living designs in cast aluminum. Tommy Bahama is pleased to introduce **Royal Kahala Black Sands**, a portfolio of sophisticated designs showcasing remarkable hand craftsmanship and exceptional custom finishes.

Silhouettes feature the casual aesthetic of new traditional styling, with elements like the classic quatrefoil design, an interlocking x-pattern, and laced ribbon tops. The primary finish blends a deep umber coloration with soft gold undertones, while a custom tortoise shell finish takes the look to an entirely new level. Extend the boundaries of your interior decor to create an outdoor living space that inspires, with the relaxed signature style of Tommy Bahama.



Tommy Bahama
OUTDOOR LIVING

3235-33
Black Sands
Sofa Frame Only
93W x 41.5D x 36.5H in.

CS3235-33
Black Sands
Sofa Cushion Set

3235-10
Black Sands
Swivel Tub Chair
Frame Only
32W x 34D x 35.5H in.

CS3235-10
Black Sands
Swivel Tub Chair
Cushion Set

3235-945
Black Sands
Rectangular Cocktail Table
48.75W x 32.75D x 18.5H in.



The traditional quatrefoil design, executed in cast aluminum, features amazing detail, showcased against fabrics on the back and outside arms of the Black Sands sofa and lounge chairs. The turned shaping of the legs is also a classic traditional form.



3235-33
Black Sands Sofa
Frame Only
 93W x 41.5D x 36.5H in.
CS3235-33
Black Sands Sofa
Cushion Set

3235-10
Black Sands
Swivel Tub Chair
Frame Only
 32W x 34D x 35.5H in.
CS3235-10
Black Sands
Swivel Tub Chair
Cushion Set

3235-945
Black Sands
Rectangular Cocktail Table
 48.75W x 32.75D x 18.5H in.

3235-33
Black Sands Sofa
Frame Only
 93W x 41.5D x 36.5H in.
CS3235-33
Black Sands Sofa
Cushion Set

3235-10
Black Sands
Swivel Tub Chair
Frame Only
 32W x 34D x 35.5H in.
CS3235-10
Black Sands
Swivel Tub Chair
Cushion Set

3235-947
Black Sands
Bunching Cocktail Table
 19.5W x 22.25D x 19.5H in.

3235-11
Black Sands
Lounge Chair Frame Only
33W x 41.5D x 36.5H in.

CS3235-11
Black Sands
Lounge Chair Cushion Set

3235-950
Black Sands
Round End Table
28 dia. x 23H in.

3235-33
Black Sands
Sofa Frame Only
93W x 41.5D x 36.5H in.

CS3235-33
Black Sands
Sofa Cushion Set

3235-44RT
Black Sands
Cocktail Ottoman Frame Only
48W x 48D x 20.5H in.

CS3235-44RT
Black Sands
Cocktail Ottoman Cushion

3235-953
Black Sands
Square End Table
28.75W x 28.75D x 23.5H in.





3235-22
Black Sands Love Seat
Frame Only
 63W x 41.5D x 36.5H in.

CS3235-22
Black Sands Love Seat
Cushion Set

3235-852
Black Sands Buffet
 68W x 18D x 36.75H in.

3235-953
Black Sands
Square End Table
 28.75W x 28.75D x 23.5H in.

3235-943GT
Black Sands
Hexagonal Cocktail Table
Glass Top
 48W x 41.5D x .5H in.

3235-943TB
Black Sands
Hexagonal Cocktail Table Base
 43.5W x 37.5D x 18.25H in.





3235-33
Black Sands
Sofa Frame Only
 93W x 41.5D x 36.5H in.

CS3235-33
Black Sands
Sofa Cushion Set

3235-11
Black Sands
Lounge Chair
Frame Only
 33W x 41.5D x 36.5H in.

CS3235-11
Black Sands
Lounge Chair
Cushion Set

3235-44RT
Black Sands
Cocktail Ottoman
Frame Only
 48W x 48D x 20.5H in.

CS3235-44RT
Black Sands
Cocktail Ottoman
Cushion



3235-11SR
Black Sands
Swivel Rocker
Lounge Chair
Frame Only
 32W x 41D x 36.5H in.

CS3235-11SR
Black Sands
Swivel Rocker
Lounge Chair
Cushion Set

3235-44
Black Sands
Ottoman Frame Only
 30W x 25.25D x 18.5H in.

CS3235-44
Black Sands
Ottoman Cushion



3235-11
Black Sands
Lounge Chair
Frame Only
 33W x 41.5D x 36.5H in.

CS3235-11
Black Sands
Lounge Chair
Cushion Set

3235-950
Black Sands
Round End Table
 28 dia. x 23H in.



The distinctive interlocking x-pattern on the Black Sands swivel chair is highlighted against the fabric on the upholstered base and seat cushion. The chair features exceptional comfort and the swivel allows you to follow the conversation with an effortless turn.



3235-10
Black Sands Swivel Tub Chair
Frame Only
32W x 34D x 35.5H in.

CS3235-10
Black Sands Swivel Tub Chair
Cushion Set

3235-75
Black Sands Chaise Lounge
Frame Only
34.5W x 82.5D x 45H in.

CS3235-75
Black Sands Chaise Lounge
Cushion Set

3235-947
Black Sands
Bunching Cocktail Table
19.5W x 22.25D x 19.5H in.





3235-33
Black Sands Sofa
Frame Only
93W x 41.5D x 36.5H in.

CS3235-33
Black Sands Sofa
Cushion Set

3235-10
Black Sands Swivel Tub Chair
Frame Only
32W x 34D x 35.5H in.

CS3235-10
Black Sands Swivel Tub Chair
Cushion Set

3235-945
Black Sands
Rectangular Cocktail Table
48.75W x 32.75D x 18.5H in.

Opposite:
3235-943GT
Black Sands
Hexagonal Cocktail Table
Glass Top
48W x 41.5D x .5H in.

3235-943TB
Black Sands
Hexagonal Cocktail Table Base
43.5W x 37.5D x 18.25H in.



Left:
3235-950
Black Sands
Round End Table
28 dia. x 23H in.



Bottom Left:
3235-953
Black Sands
Square End Table
28.75W x 28.75D x 23.5H in.



Opposite:
3235-947
Black Sands
Bunching Cocktail Table
19.5W x 22.25D x 19.5H in.





The Black Sands Buffet features a refined chevron pattern of all-weather woven wicker, finished in blended shades of umber. There is ample storage behind four doors and wire management access for media components.

3235-852
Black Sands Buffet
 68W x 18D x 36.75H in.

Opposite:
3235-920FG
Black Sands Gas Fire Pit (Dual Source)
 54W x 54D x 26H in.

3235-10
Black Sands Swivel Tub Chair Frame Only
 32W x 34D x 35.5H in.

CS3235-10
Black Sands Swivel Tub Chair Cushion Set

The Black Sands fire pit features an extraordinary pattern on the top that blends travertine with dark and light Emperor marble. The base design highlights the x-motif, finished in the custom tortoise shell finish. The fire pit is capable of operating on liquid propane or natural gas.



3235-13SR
Black Sands
Swivel Rocker
Dining Chair
Frame Only
25.5W x 30.5D x 37H in.

CS3235-13SR
Black Sands
Swivel Rocker
Dining Chair
Cushion

3235-13
Black Sands
Dining Chair
Frame Only
25.5W x 30.5D x 37H in.

CS3235-13
Black Sands
Dining Chair
Cushion

3235-877
Black Sands
Rectangular
Dining Table
84W x 44D x 30H in.



Graceful scroll patterns merge with the quatrefoil design to create an elegant surface on the Black Sands dining table top. The scroll design is repeated on the backs of the dining chairs, which are available as stationary or swivel rockers.



3235-875CT
Black Sands
Round Dining Table Top
54 dia. x 2H in.

3235-875TB
Black Sands
Round Dining Table Base
28W x 28D x 29H in.

3235-13SR
Black Sands
Swivel Rocker Dining Chair
Frame Only
25.5W x 30.5D x 37H in.

CS3235-13SR
Black Sands
Swivel Rocker Dining Chair
Cushion

3100-610
Tommy Bahama
Signature Umbrella
11 ft. dia. x 8 ft. 9H in.





3235-17SW
Black Sands
Swivel Counter Stool
Frame Only
25.5W x 28D x 39.5H in.

CS3235-17SW
Black Sands
Swivel Counter Stool
Cushion

3235-16SW
Black Sands
Swivel Bar Stool
Frame Only
25.5W x 28D x 45.5H in.

CS3235-16SW
Black Sands
Swivel Bar Stool
Cushion



Bistro dining has become an integral part of alfresco living. The Black Sands bistro table comes with a decorative spacer, designed to insert between the top and the base, that accommodates either counter or bar height. Swivel counter and bars stools are offered to complete the setting.



Above:
3235-873CT
Black Sands
Bistro Bar Table Top
 38 dia. x 2H in.
3235-873BB
Black Sands
Bistro Bar Table Base
(in low position)
 20W x 20D x 35.5H in.

3235-17SW
Black Sands
Swivel Counter Stool
Frame Only
 25.5W x 28D x 39.5H in.
CS3235-17SW
Black Sands
Swivel Counter Stool
Cushion

Opposite:
3235-873CT
Black Sands
Bistro Bar Table Top
 38 dia. x 2H in.
3235-873BB
Black Sands
Bistro Bar Table Base
(in high position)
 20W x 20D x 41.5H in.

3235-16SW
Black Sands
Swivel Bar Stool
Frame Only
 25.5W x 28D x 45.5H in.
CS3235-16SW
Black Sands
Swivel Bar Stool
Cushion


DETAILS

FINISH

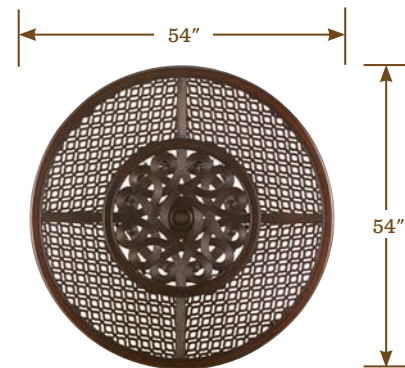
Royal Kahala Black Sands is hand finished in a deep umber coloration with soft gold undertones. The bunching cocktail table features a custom tortoise shell finish. The all-weather woven wicker on the buffet is finished in blended shades of umber for a distinctive look.



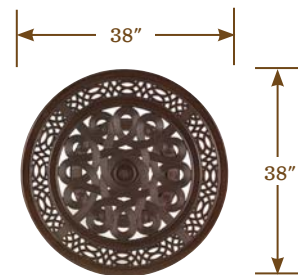
DINING TABLE TOP CONFIGURATIONS



3235-877
Black Sands
Rectangular Dining Table
84W x 44D x 30H in.



3235-875CT
Black Sands
Round Dining Table Top
54 dia. x 2H in.



3235-873CT
Black Sands
Bistro Bar Table Top
38 dia. x 2H in.

UMBRELLAS AND UMBRELLA STAND



3100-610
Tommy Bahama
Signature
Umbrella
11 ft. dia. x 8 ft. 9 in. H
Pole type and color:
2 inch, one piece wooden pole
Fabric number and color:
7404-15, canvas;
dark brown logo



3100-645
Tommy Bahama
Signature
Umbrella
11 ft. dia. x 8 ft. 9 in. H
Pole type and color:
2 piece, auto-tilt,
aluminum bronze pole
Fabric number and color:
7404-17, antique beige;
dark brown logo



3100-702
Tommy Bahama
Signature
Umbrella
11 ft. dia. x 8 ft. 9 in. H
Pole type and color:
2 piece, auto-tilt,
aluminum bronze pole
Fabric number and color:
7404-71, cork;
dark brown logo



3100-35CUB
Tommy Bahama
Cast Aluminum
Umbrella Base
18 dia. x 21H in.



3100-UBWT
Extra Ballast Weight
30 pounds; not shown

All aluminum pole umbrellas are auto-tilt and have the distinctive scripted TB monogram on the crank handle.

Umbrella canopies are 11-foot diameter and double wind vented.
* Canopies have two silk screened Tommy Bahama logos (shown above) and one color ink as noted.
* The extra ballast weight is for stability against winds, but is not required for use with umbrella stand.



The Final Touches program is a collection of options that can be selected to create your custom outdoor upholstery at **NO CHARGE**.

Simply choose your seat fabric to determine the graded price, then select any combination of the following options to create your unique custom outdoor upholstery:



Contrast with FABRIC....using any fabric Grades A-B-C-D-E

- on both sides of standard throw or kidney pillows
- on one side of standard throw or kidney pillows
- on back cushions (where standard)
- on kidney pillow borders



Contrast with WELT....using any fabric Grades A-B-C-D-E

- on standard throw or kidney pillows
- on back cushions
- on seat cushions



Contrast with TRIM....on standard throw or kidney pillows

- add outdoor decorative fringe
- add outdoor decorative cord

ADDITIONAL DECORATIVE PILLOWS



**8881-18
Throw Pillow**

18W x 18H in.
If contrast welt is not specified, self-welt will be applied.
Contrast welt available at upcharge. Fringe or cord available at upcharge.
Dual fabrics are priced at a higher grade.
Available fabric grades: A, COM, B, C, D, E, F, G, H.
Contact a Tommy Bahama Outdoor dealer for further details.



**8881-20
Throw Pillow**

20W x 20H in.
If contrast welt is not specified, self-welt will be applied.
Contrast welt available at upcharge. Fringe or cord available at upcharge.
Dual fabrics are priced at a higher grade.
Available fabric grades: A, COM, B, C, D, E, F, G, H.
Contact a Tommy Bahama Outdoor dealer for further details.



**8881-22
Throw Pillow**

22W x 22H in.
If contrast welt is not specified, self-welt will be applied.
Contrast welt available at upcharge. Fringe or cord available at upcharge.
Dual fabrics are priced at a higher grade.
Available fabric grades: A, COM, B, C, D, E, F, G, H.
Contact a Tommy Bahama Outdoor dealer for further details.



**8881-23
Kidney Pillow**

24W x 12H in.
If contrast welt is not specified, self-welt will be applied.
Contrast welt available at upcharge. Fringe or cord available at upcharge.
Dual fabrics are priced at a higher grade.
Available fabric grades: A, COM, B, C, D, E, F, G, H.
Contact a Tommy Bahama Outdoor dealer for further details.



**8881-24
Throw Pillow**

24W x 24H in.
If contrast welt is not specified, self-welt will be applied.
Contrast welt available at upcharge. Fringe or cord available at upcharge.
Dual fabrics are priced at a higher grade.
Available fabric grades: A, COM, B, C, D, E, F, G, H.
Contact a Tommy Bahama Outdoor dealer for further details.

NOTE: Pillow fill is 100% all-weather fiber with water resistant ticking that is thermally sealed to prevent water penetration.

Your choice...no charge. Final Touches No Charge Options applies to all custom outdoor upholstery frames. When using a seat fabric in Grades F-G-H, contrasting fabrics and welts at the same grade or below are included in the base price. However, if the seat fabric is Grades A-B-C-D-E, contrasting fabrics and welts in F-G-H require an upcharge. See dealer for pricing.

VISUAL INDEX

UPHOLSTERY



3235-10
Black Sands Swivel Tub Chair
Frame Only
 32W x 34D x 35.5H in.
 Arm: 25H in. Seat: 18Hin.
 Inside: 29W x 21.5D in.

CS3235-10
Black Sands Swivel Tub Chair
Cushion Set
 Shown in 7546-31 Gr. E
 Shown on Pages 4, 5, 6, 7, 14 and 16

Shown in 7430-11 Gr. D, Contrast Welt on Seat
 and Back Cushion in 7405-19 Gr. B
 Shown on Pages 20 and 21



3235-11
Black Sands Lounge Chair
Frame Only
 33W x 41.5D x 36.5H in.
 Arm: 25.5H in. Seat: 19Hin.
 Inside: 27W x 25.5D in.

CS3235-11
Black Sands Lounge Chair
Cushion Set
 Standard Feature: Includes (1) 27 x 12"
 Kidney Pillow
 Shown in 7549-51 Gr. B, one 27 x 12" Kidney Pillow
 in 7648-51 Gr. D with Cord 502-51
 Shown on Pages 8, 9, 12 and 13



3235-11SR
Black Sands Swivel Rocker
Lounge Chair
Frame Only
 32W x 41D x 36.5H in.
 Arm: 25.5H in. Seat: 19Hin.
 Inside: 27W x 25.5D in.

CS3235-11SR
Black Sands Swivel Rocker
Lounge Chair
Cushion Set
 Standard Feature: Includes (1) 27 x 12"
 Kidney Pillow
 Shown in 7658-51 Gr. E, Contrast Welt on
 Seat and Back Cushion in 7428-11 Gr. D,
 one 27 x 12" Kidney Pillow in 7549-51 Gr. B
 with Cord 502-51
 Shown on Page 13



3235-22
Black Sands Love Seat
Frame Only
 63W x 41.5D x 36.5H in.
 Arm: 25.5H in. Seat: 19H in.
 Inside: 57W x 25.5D in.

CS3235-22
Black Sands Love Seat
Cushion Set
 Standard Feature: Includes (2) 28.5 x 12"
 Kidney Pillows and (2) 18" Throw Pillows
 Shown in 7546-31 Gr. E, two 18" Throw
 Pillows in 7649-31 Gr. F with Fringe
 400-35, two 28.5 x 12" Kidney Pillows
 in 7545-71 Gr. B with Cord 500-35
 Shown on Pages 10, 11 and 17



3235-33
Black Sands Sofa
Frame Only
 93W x 41.5D x 36.5H in.
 Arm: 25.5H in. Seat: 19H in.
 Inside: 87W x 25.5D in.

CS3235-33
Black Sands Sofa
Cushion Set
 Standard Feature: Includes (3) 28.5 x 12"
 Kidney Pillows and (2) 18" Throw Pillows
 Shown in 7429-71 Gr. B, two 18" Throw Pillows
 in 7651-31 Gr. E with Fringe 400-35, three
 28.5 x 12" Kidney Pillows in 7657-71 Gr. E
 with Cord 500-35
 Shown on Cover and Pages 4, 5, 6, 7, and 16

Shown in 7428-11 Gr. D, two 18" Throw Pillows
 in 7648-51 Gr. D with Fringe 402-51, three
 28.5 x 12" Kidney Pillows in 7655-11 Gr. E
 with Cord 502-51
 Shown on Pages 8, 9 and 12



3235-44
Black Sands Ottoman
Frame Only
 30W x 25.25D x 18.5H in.

CS3235-44
Black Sands Ottoman
Cushion
 Shown in 7658-51 Gr. E, Contrast Welt on
 Seat Cushion in 7428-11 Gr. D
 Shown on Page 13



3235-44RT
Black Sands Cocktail Ottoman
Frame Only
 48W x 48D x 20.5H in.
 Standard Feature: Removable metal tray

CS3235-44RT
Black Sands Cocktail Ottoman
Cushion
 Shown in 7512-71 Gr. B
 Shown on Pages 8, 9 and 12



3235-75
Black Sands Chaise Lounge
Frame Only
 34.5W x 82.5D x 45H in.
 Arm: 24.5H in. Seat: 19H in.
 Inside: 31W x 45D in.

CS3235-75
Black Sands Chaise Lounge
Cushion Set
 Standard Features: Includes (1)
 28.5" x 12" Kidney Pillow
 Shown in 7545-71 Gr. B, one 28.5 x 12"
 Kidney Pillow in 7649-31 Gr. F with
 Cord 500-35
 Shown on Page 15 and Back Cover

OCCASIONAL



3235-943GT
Black Sands Hexagonal Cocktail Table
Glass Top
 48W x 41.5D x .5H in.

3235-943TB
Black Sands Hexagonal Cocktail Table
Base
 43.5W x 37.5D x 18.25H in.
 Shown on Pages 11 and 17



3235-945
Black Sands Rectangular
Cocktail Table
 48.75W x 32.75D x 18.5H in.
 Shown on Pages 4, 5, 6 and 16



3235-947
Black Sands Bunching Cocktail Table
 19.5W x 22.25D x 19.5H in.
 Shown on Pages 14, 19 and Back Cover



3235-950
Black Sands Round End Table
 28 dia. x 23H in.
 Shown on Pages 8, 10, 13 and 18



3235-953
Black Sands Square End Table
 28.75W x 28.75D x 23.5H in.
 Shown on Pages 9 and 18



3235-920FG
Black Sands Gas Fire Pit (Dual Source)
 54W x 54D x 26H in.
 Standard Features: Includes remote for three level temperature control and glass rocks to disperse over the center surface, propane tank is not included. This fire pit is designed to burn liquid propane or natural gas. The factory setup is for liquid propane.

Shown on Page 21

3100-920NGK
Natural Gas Conversion Kit

Standard Features: The 3235-920FG Fire Pit is designed to burn liquid propane or natural gas. The factory setup is for liquid propane. Conversion to natural gas requires additional parts, and modifications to the unit that must be done by a qualified professional installer. Please see the installation instructions manual included with the fire pit for details.
WARNING: Significant personal injury may result from improper installation.

DINING



3235-852
Black Sands Buffet

68W x 18D x 36.75H in.
 Standard Features: 4 doors; 2 adjustable shelves behind left and right side facing doors; 2 shelves behind center doors (1 adjustable); grommet for electrical cords

Shown on Pages 10 and 20



3235-873CT
Black Sands Bistro Bar Table Top
 38 dia. x 2H in.

3235-873BB
Black Sands High/Low Bistro Bar Table Base
 20W x 20D x 35.5-41.5H in.
Shown on Pages 2, 28 and 29



3235-875CT
Black Sands Round Dining Table Top
 54 dia. x 2H in.

3235-875TB
Black Sands Round Dining Table Base
 28W x 28D x 29H in.
Shown on Page 25



3235-877
Black Sands Rectangular Dining Table
 84W x 44D x 30H in.
Shown on Pages 22 and 23



3235-13
Black Sands Dining Chair
Frame Only
 25.5W x 30.5D x 37H in.
 Arm: 25H in. Seat: 18.5H in.
 Inside: 20W x 23D in.

CS3235-13
Black Sands Dining Chair
Cushion
 Shown in 7649-31 Gr. F, Contrast Welt on Seat
 Seat Cushion in 7405-19 Gr. B
Shown on Pages 22 and 23



3235-13SR
Black Sands Swivel Rocker Dining Chair
Frame Only
 25.5W x 30.5D x 37H in.
 Arm: 25H in. Seat: 18.5H in.
 Inside: 20W x 23D in.

CS3235-13SR
Black Sands Swivel Rocker Dining Chair
Cushion
 Shown in 7649-31 Gr. F, Contrast Welt on Seat
 Cushion in 7405-19 Gr. B
Shown on Pages 22 and 23

Shown in 7652-31 Gr. H
Shown on Page 25



3235-16SW
Black Sands Swivel Bar Stool
Frame Only
 25.5W x 28D x 45.5H in.
 Arm: 36H in. Seat: 30.5H in.
 Inside: 20W x 21.75D in.

CS3235-16SW
Black Sands Swivel Bar Stool
Cushion
 Shown in 7648-51 Gr. D, Contrast Welt on Seat
 Cushion in 7428-11 Gr. D
Shown on Pages 27 and 29



3235-17SW
Black Sands Swivel Counter Stool
Frame Only
 25.5W x 28D x 39.5H in.
 Arm: 30H in. Seat: 24.5H in.
 Inside: 20W x 21.75D in.

CS3235-17SW
Black Sands Swivel Counter Stool
Cushion
 Shown in 7652-51 Gr. H
Shown on Page 28

Shown in 7648-51 Gr. D, Contrast Welt on Seat
 Cushion in 7428-11 Gr. D
Shown on Pages 2 and 27

THE FINEST MATERIALS

CAST ALUMINUM FRAMES

Tommy Bahama Outdoor Living frames are engineered for strength and built to last using endurance cast aluminum. Joints are precision-welded for strength and durability and then ground and polished by hand to ensure a smooth and seamless look.

ALL-WEATHER WICKER

Tommy Bahama all-weather wicker is crafted from the finest man-made materials and custom designed in exclusive colors, shapes, sizes and patterns to our exacting standards. It is entirely woven by hand, capturing the timeless and classic look of natural wicker or rattan, with exceptional durability. The material is made of high-density polyethylene, a recyclable material with great tensile strength. It is highly resistant to UV exposure, mildew, fading, staining, stretching and cracking. Tommy Bahama all-weather wicker is easy to maintain by cleaning with a mild solution of soap and water.

CUSTOM FINISHES

Finishes on Tommy Bahama Outdoor Living products are specially formulated, with custom base coats and painstaking handwork, to achieve a unique look. Ultra-durable polyester resin powder-coated finishes are baked on cast aluminum frames, ensuring that they are colorfast and highly resistant to damaging UV rays. Finishes are also corrosion and scratch resistant. The element that sets these designs apart is meticulous handwork using techniques like dry brushing, padding and burnishing that result in a product that is virtually indistinguishable from fine interior home furnishings, yet built to endure the elements.

NATURAL TRAVERTINE AND MARBLE TOPS

The natural beauty of travertine and marble is unsurpassed in creating custom tabletop designs. Intricate patterns used in Tommy Bahama Outdoor Living incorporate three distinctive materials: Ivory Travertine from Spain, Suede Travertine from Central America, and Café Emperador Marble from Spain. The blending of geometric patterns and colors creates a striking design statement. The central field of the Tommy Bahama tabletop is crafted from Ivory Travertine in a classic parquet pattern. Suede Travertine is used around the soft rounded edge of the top, and mixed with the dark Café Emperador Marble in a geometric pattern that forms an elegant decorative boarder.

PERFORMANCE FABRICS

Creating a seamless transition from an elegant interior décor to a stylish outdoor space is the essence of refined living today - and blurring the lines between indoor and outdoor living lies in merging beauty and durability. Fabrics must have the sophisticated look and luxurious hand of residential textiles, plus the performance technology to withstand the most extreme outdoor conditions.

The Tommy Bahama Outdoor Living program includes fabrics and trims from industry leaders in performance technology. A “performance fabric” is one with the following attributes:

- Fibers that are solution-dyed to the core, rather than simply on the surface
- Colorfast dyes that are highly resistant to fading from UV exposure
- Fibers that are inherently resistant to mold and mildew
- An extremely tight weave to withstand the wind and elements
- A durable finish for superior stain and water resistance

The Tommy Bahama Outdoor Living program is unique in the industry for its wide-ranging assortment of exceptional performance fabrics and correlating trims, offering the ability to customize upholstery whose impeccable tailoring, seating comfort and designer looks are equally at home, indoors or out.

WEATHERGUARD™ UPHOLSTERY CUSHIONS

The exclusive Tommy Bahama Outdoor Living WeatherGuard™ cushion is engineered to be highly water resistant, mildew resistant and anti-microbial, while offering the most ultra-comfortable seating in the industry. In fact, the comfort is superior to the cushioning on most fine indoor upholstery. The unique construction consists of (4) distinct layers.

- The inner core is 1.8 lb. density, high-resiliency foam that provides unparalleled support, functioning like a box spring in premium bedding. It is both mold and mildew resistant.
- The second layer is soft-cell foam, designed to provide a relaxed but supportive seat, like a plush mattress.
- The third layer is spun polyester fiber, which is inherently anti-microbial and functions like a pillow-top, offering down-like comfort and a luxurious “crown” to the cushion.
- The fourth layer is a wrapping of water resistant non-woven ticking with a Tommy Bahama watermark to verify its authenticity. This ticking is thermally sealed to prevent water penetration into the layers below.

Seating comfort is one hallmark of the Tommy Bahama Outdoor Living program. The exclusive WeatherGuard™ cushion is your assurance that the quality, look and longevity of the cushioning will match its unsurpassed comfort.

CARE AND MAINTENANCE & WARRANTY INFORMATION

Please see your authorized Tommy Bahama Outdoor Living dealer, or visit our website at www.tommybahamaoutdoorliving.com

NOTE TO FURNITURE RETAILER:

Possession of this catalog does not necessarily constitute authority to purchase and the furnishing of this catalog does not constitute an offer by the Company to sell any of the items contained herein. Lexington Home Brands reserves the right to alter specifications or discontinue items at any time without advance notice. All price lists and catalogs remain the property of LHB, and may not be copied or in any way duplicated without the express written consent of LHB, and must be returned, or made available, without cost, to LHB promptly should our relationship be terminated by either party. Failure to observe this restriction may result in the termination of LHB's relationship with the dealer or legal action or both.

CONSTRUCTION NOTE:

In order to provide our customers with the best possible quality and/or value, this collection includes items or components produced outside the United States. All Lexington furniture is produced to Lexington design and material specifications and crafted to meet the highest quality standards.

Royal Kahala Black Sands

Tommy Bahama
OUTDOOR LIVING

tommybahamaoutdoorliving.com

Royal Kahala Black Sands



Tommy Bahama
OUTDOOR LIVING

To purchase a Tommy Bahama Outdoor Living
Royal Kahala Black Sands catalog, or locate a retailer in your area,
call 336.474.5444 or visit tommybahamaoutdoorliving.com.

9802-3235C